

**SOCKET MARKETPLACE REPORT**

by

**Fred Taber**

Taber Consulting

**L**ooking for information about the socket market?

BiTS General Chairman and Test Technology Consultant, Fred Taber, updates his annual report on test sockets with the latest data.

**COPYRIGHT NOTICE**

The paper(s) in this publication comprise the Proceedings of the 2013 BiTS Workshop. The content reflects the opinion of the authors and their respective companies. They are reproduced here as they were presented at the 2013 BiTS Workshop. This version of the papers may differ from the version that was distributed in hardcopy & softcopy form at the 2013 BiTS Workshop. The inclusion of the papers in this publication does not constitute an endorsement by BiTS Workshop, LLC or the workshop's sponsors.

There is NO copyright protection claimed on the presentation content by BiTS Workshop, LLC. (Occasionally a Tutorial and/or TechTalk may be copyrighted by the author). However, each presentation is the work of the authors and their respective companies: as such, it is strongly encouraged that any use reflect proper acknowledgement to the appropriate source. Any questions regarding the use of any materials presented should be directed to the author(s) or their companies.

The BiTS logo and 'Burn-in & Test Strategies Workshop' are trademarks of BiTS Workshop, LLC. All rights reserved.

## Socket Marketplace Report

**Fred Taber**  
Taber Consulting



2013 BiTS Workshop  
March 3 - 6, 2013

Frederick L. Taber  
TEST TECHNOLOGY  
CONSULTING

### Content

- Acknowledgements
- Annual Report
- Test & Burn-in Socket Data
- Wrap-up

## Acknowledgements

- Once Again, Data was Graciously Provided by Fleck Research  
– 2012 Report → 2011 data
- Much More Info Can be Found in Their Socket Reports



## Report Data Summarized & Charted

3/2013

Socket Marketplace Report

3

## Annual Report

- The Business side of sockets
- Third annual report  
Financial Data + Trends  
New: Contact Utilization
- In the Archive Soon

3/2013

Socket Marketplace Report

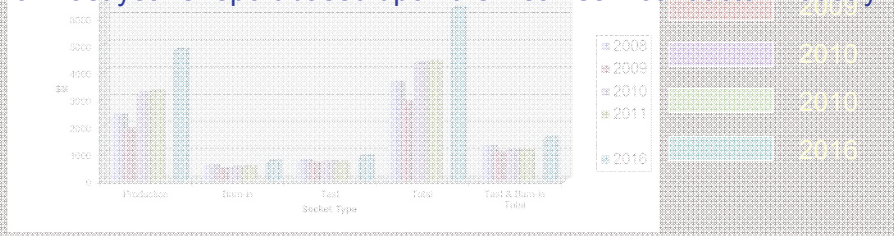
4

## Sockets Worldwide

- 10 to '11
  - Production +1.80%
  - Burn-in +1.70%
  - Test -2.60%
  - Total +1.10%
  - Total Test & Burn-in -0.80%

- 5 Year ('11 to '16) Growth forecast ..... **40%**

Note: 2010 Custom / ASIC test sockets have been revised downward from last year's report based upon the weak semiconductor industry



3/2013

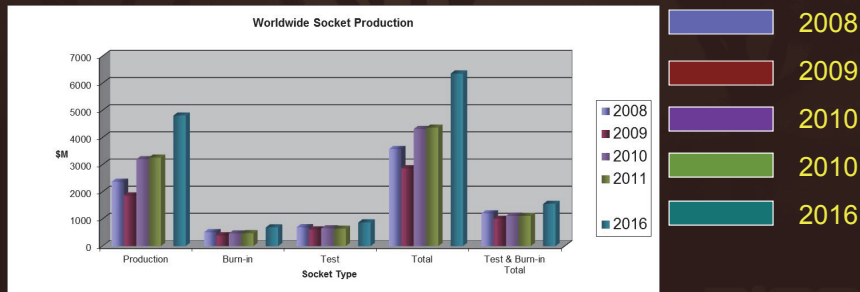
Socket Marketplace Report

5

## Sockets Worldwide

- 10 to '11
  - Production +1.80%
  - Burn-in +1.70%
  - Test -2.60%
  - Total +1.10%
  - Total Test & Burn-in -0.80%

- 5 Year ('11 to '16) Growth forecast ..... **40%**

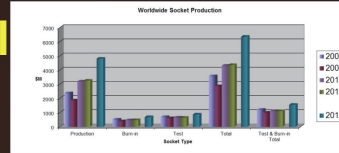


3/2013

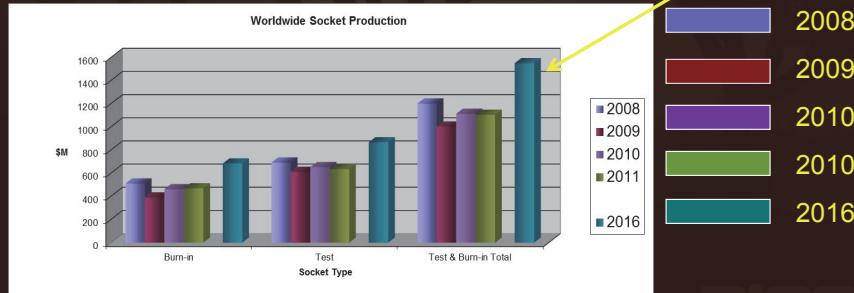
Socket Marketplace Report

6

## Sockets World



- 10 to '11
  - Production +1.80%
  - Burn-in +1.70%
  - Test -2.60%
  - Total +1.10%
  - Total Test & Burn-in -0.80%
- 5 Year ('11 to '16) Growth forecast ..... **40%**



3/2013

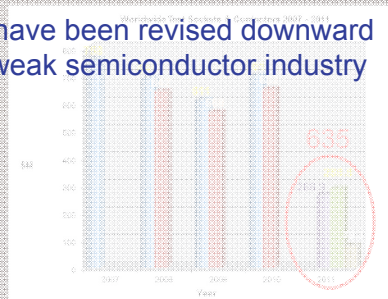

Socket Marketplace Report

7

## Test Sockets & Contactors

- Total Market
  - 2012: Up 44.7% 6.7% - '09 to '10 report
  - Up 34% 44% '10 to '15
  - 2013: Down 2.8% - '10 to '11
  - 2011: Up 36.4% '11 to '15
- Survey Market (2011)
  - 86 companies; 87.5% of Total Market - \$11,554
  - Top 10 (of 68): \$10,267; 42% of Total Market

Note: 2010 Custom / ASIC test sockets have been revised downward from last year's report based upon the weak semiconductor industry



3/2013

Socket Marketplace Report

8

## Test Sockets & Contactors

- **Total Market**

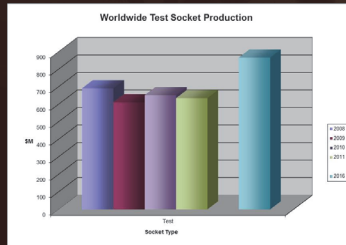
2012 – Up ~~44.7%~~ 6.7% - '09 to '10  
 report – Up ~~34%~~ 44% '10 to '15

2013 – Down 2.6% - '10 to '11  
 report – Up 36.4% '11 to '16

- **Survey Market (2011)**

– 86 companies; 87.5% of  
 Total Market - **\$M556**

- Top 10 (of 68): **\$M267**;  
 42% of Total Market



3/2013

Socket Marketplace Report



9

## Burn-in Sockets

- **Total Market**

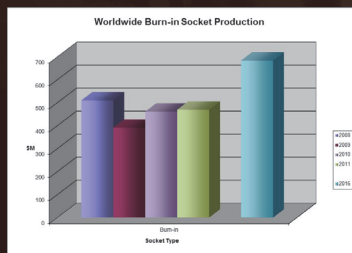
2012 – Up 17.9% - '09 to '10  
 report – Up 53.6% '10 to '15

2013 – Up 1.7% - '10 to '11  
 report – Up 45.6% '11 to '16

- **Survey Market (2011)**

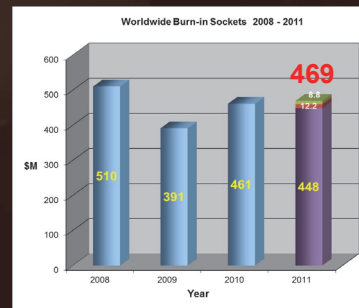
– 86 companies; 98.1% of  
 Total Market - **\$M460**

- Top 10 (of 15): **\$M448**;  
 95.5% of Total Market



3/2013

Socket Marketplace Report



10

## Test & Burn-in Sockets




- **Total Market**

2012 – Up ~~16.0%~~ 11.1% - '09 to '10 report  
 – Up ~~44.8%~~ 48% '10 to '15  
 2013 – Down 1.1% - '10 to '11 report  
 – Up 40.3% '11 to '16

- **Survey Market (2011)**

– 86 companies; 92% of Total Market - **\$M1016**  
 • Top 10 (of 68): **\$M644**; 58.4% of Total Market

Note: 2010 Custom / ASIC test sockets have been revised downward from last year's report based upon the weak semiconductor industry



3/2013

Socket Marketplace Report

11

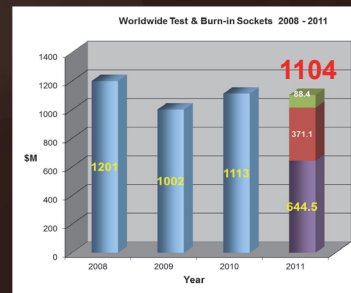
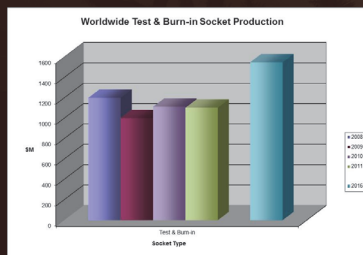
## Test & Burn-in Sockets

- **Total Market**

2012 – Up ~~16.0%~~ 11.1% - '09 to '10 report  
 – Up ~~44.8%~~ 48% '10 to '15  
 2013 – Down 1.1% - '10 to '11 report  
 – Up 40.3% '11 to '16

- **Survey Market (2011)**

– 86 companies; 92% of Total Market - **\$M1016**  
 • Top 10 (of 68): **\$M644**; 58.4% of Total Market



3/2013

Socket Marketplace Report

12

## Contact Utilization Test Sockets & Contactors

2011 Contact Utilization	Contact Type	\$M	% of Total
	Spring Pin	544.3	77.6
	Proprietary	165.7	23.4
	<b>Total</b>	<b>710.0</b>	<b>100</b>

3/2013

Socket Marketplace Report

13

## Wrap-Up

- **Market Research Data: A Snapshot of the Business Side of Sockets**
- **Market Slowed in 2011, yet Significant 5 Year Growth is Projected**
- **Learn More:**
  - **Added Presentation from VLSI Research in Session 4**

3/2013

Socket Marketplace Report

14